







Reception Units

	This is Me	Heroes	Safari	Earth & Space	Castles & Crowns	On the Move!
Enquiry	What is a self-portrait?	What is a mosaic?	What is oil pastel?	How can we create 3D art?	What is a collage?	What is printing?
Learning	<ul style="list-style-type: none"> Learn how to mix colours to make new colours. Explore the self portrait of Picasso to gain inspiration for own self-portrait. 	<ul style="list-style-type: none"> Explore the mosaic of Sonia King and the shapes that she uses. Create own paper mosaic shields for a superhero. 	<ul style="list-style-type: none"> Carefully observe animal prints and create own versions using oil pastels. 	<ul style="list-style-type: none"> Create own papier mache sculpture of a planet. The sculpture needs to be dry before it can be decorated. The sculpture can be decorated using paint. 	<ul style="list-style-type: none"> Explore the collage portrait work of Brianna McCarthy. Create a portrait of Elizabeth II inspired by her work. 	<ul style="list-style-type: none"> Explore using different objects to mono-print. Create your own steam train picture using printing.
Substantive Knowledge	<ul style="list-style-type: none"> An artist is someone that creates art. 	<ul style="list-style-type: none"> A mosaic is a picture made of shapes and patterns put together. 	<ul style="list-style-type: none"> We see more if we look closely. 	<ul style="list-style-type: none"> A sculpture is 3 dimensional. 	<ul style="list-style-type: none"> A collage is a picture made out of cut up materials. 	<ul style="list-style-type: none"> Printing blocks can replicate the same image many times.
How to...	<ul style="list-style-type: none"> Hold a paintbrush and apply the correct amount of paint. How to correct mistakes. Blend colours together to make new ones. Clean brushes using clean water Use line to create effect 	<ul style="list-style-type: none"> Choose colours and for effect. Apply glue carefully. Place shapes accurately. Create repeating patterns. Create shapes. 	<ul style="list-style-type: none"> Hold an oil pastel. Choose colours accurately. Make a mark. Leave space where colour is not needed. Outline simple shapes with a darker colour. 	<ul style="list-style-type: none"> Create a sculpture using papier mache with a base to hold the shape. Use the appropriate amount of glue to be used so that the sculpture is neither too wet or too dry. 	<ul style="list-style-type: none"> Choose colours and shapes for effect. Apply glue carefully. Place shapes accurately. Create repeating patterns. 	<ul style="list-style-type: none"> Use objects to make prints. Use sponges and rags. Make repeating patterns. Control the amount of paint used.
Art Stimulus						
	Self Portrait Picasso	Vision Shift Sonia King	Animal Patterns	Papier Mache	Collage Brianna McCarthy	Printing