




Reception

Digital Literacy 	<h2>Safety</h2> <p>What should I do if I feel uncomfortable using a device?</p> <ul style="list-style-type: none"> • Understand what it means for something to be 'private'. • Talk about how my body feels when I am not comfortable with something. • Know who can help me when I am feeling worried. • Show that I understand how to be kind to others. • Choose activities in my free time that help me to be healthy. 	<h2>Log- in to Purple Mash</h2> <p>How do I log-in to Purple Mash?</p> <ul style="list-style-type: none"> • Get to the Purple Mash page on my device at school and at home. • Log-in to Purple Mash using the shortcut icon. • Log-in to Purple Mash using my username and password. • Save work when I am using Purple Mash and open work that I have done earlier. • Find and complete 2Dos that my teacher has set for me.
Vocabulary	comfortable, private, healthy, worried, kind	log-in, log out, password, save,
Information Technology 	<h2>Keyboard Skills</h2> <p>How do we type our name on the computer?</p> <ul style="list-style-type: none"> • Find the letters of my name on a keyboard. • Put spaces between words in my typed work. • Know how to use the delete keys to avoid redoing all the work. • Know how to type capital letters and lower case. • Use the arrow keys to move around the screen. 	<h2>Drawing Skills</h2> <p>How can I draw a face on a computer?</p> <ul style="list-style-type: none"> • Select colours when painting on the computer. • Draw pictures on the computer. • Draw with different widths of pen. • Try different tools. • Use the undo and erase buttons.
Vocabulary	keyboard, spaces, arrow keys, delete key,	select, undo, erase, palette

Computer Science 	Robots How do I program a robot?	Hardware How do I look after computer equipment?
	<ul style="list-style-type: none"> • Talk about where I am moving a toy vehicle whilst I am moving it. • Follow directions to make a route for a toy vehicle. • Plan a route for a toy vehicle. • Make a floor robot move. • Control the forwards, backwards and rotation of a floor robot one step at a time. • Program a 3 step route for a floor turtle. 	<ul style="list-style-type: none"> • Understand why having clean hands is important when using shared devices. • Understand why it is not sensible to eat and drink whilst using a technological device. • Understand why I need to take care with electronic devices and their plugs and wires. • Use devices with care. • Identify the technology used around me.
Vocabulary	forwards, backwards, route, rotation,	electronic, device, plug, wire, technology

